

Service Manual

ORDER NO.
RRV2284

STEREO AMPLIFIER

A-109

THIS MANUAL IS APPLICABLE TO THE FOLLOWING MODEL(S) AND TYPE(S).

Type	Model	Power Requirement	The voltage can be converted by the following method.
	A-109		
MYXJ	○	AC220-230V	_____
MXVJ	○	AC220-230V	_____
MLXJ	○	AC220-230V	_____
SBDXJ	○	AC110V/120-127V/220V/240V	With the voltage selector

● This service manual should be used together with the following manual(s):

Model No.	Order No.	Remarks
A-209R/MYXJ	RRV2283	

CONTENTS

1. CONTRAST OF MISCELLANEOUS PARTS 2
 2. SCHEMATIC DIAGRAM 4

1. CONTRAST OF MISCELLANEOUS PARTS

NOTES: ● Parts marked by "NSP" are generally unavailable because they are not in our Master Spare Parts List.

● The Δ mark found on some component parts indicates the importance of the safety factor of the part. Therefore, when replacing, be sure to use parts of identical designation.

● Screws adjacent to \blacktriangledown mark on product are used for disassembly.

● Reference Nos. indicate the pages and Nos. in the service manual for the base model.

● When ordering resistors, first convert resistance values into code form as shown in the following examples.

Ex.1 When there are 2 effective digits (any digit apart from 0), such as 560 ohm and 47k ohm (tolerance is shown by J=5%, and K=10%).

560 \rightarrow 56 x 10¹ \rightarrow 561 RD1/4PU561J

47k \rightarrow 47 x 10³ \rightarrow 473 RD1/4PU473J

0.5 \rightarrow R50 RN2H[R]50K

1 \rightarrow 1R0 RS1P[R]10K

Ex.2 When there are 3 effective digits (such as in high precision metal film resistors).

5.62k \rightarrow 562 x 10¹ \rightarrow 5621 RN1/4PC5621F

■ CONTRAST TABLE

A-109/MYXJ, MVXJ, MLXJ, SBDXJ and A-209R/MYXJ are constructed the same except for the following :

Ref. No.	Mark	Symbol and Description	Part No.					Remarks
			A-209R /MYXJ	A-109 /MYXJ	A-109 /MVXJ	A-109 /MLXJ	A-109 /SBDXJ	
PCB ASSEMBLIES								
P5- 1	NSP	CONTROL ASSY	AWG7013	AWG7011	AWG7011	AWG7011	AWG7011	
P5- 2		└ FRONT L ASSY	AWX7123	AWX7120	AWX7120	AWX7120	AWX7120	*1
P5- 3		└ FRONT R ASSY	AWX7124	AWX7121	AWX7121	AWX7121	AWX7121	*2
		└ OPT ASSY	AWX7125	Not used	Not used	Not used	Not used	
P5- 4	NSP	AF COMPLEX ASSY	AWM7357	AWM7353	AWM7353	AWM7353	AWM7509	
P5- 5		└ AC PRIMARY ASSY	AWX7113	AWX7113	AWX7113	AWX7113	AWX7670	*2
P5- 6	NSP	└ HEADPHONE ASSY	AWX7114	AWX7114	AWX7114	AWX7114	AWX7114	
P5- 7		└ VOLUME ASSY	AWX7118	AWX7112	AWX7112	AWX7112	AWX7112	*2
		└ AF ASSY	AWX7117	AWX7111	AWX7111	AWX7111	AWX7111	*1
PACKING SECTION								
P3- 1		Operating Instructions (English)	ARB7236	ARB7237	ARB7237	Not used	Not used	
P3- 2		Operating Instructions (German)	ARC7322	ARC7324	Not used	Not used	Not used	
P3- 3		Operating Instructions (French/Italian/ Dutch/Swedish/Spanish/Portuguese)	ARC7323	ARC7325	Not used	Not used	Not used	
P3- 4	NSP	Warranty Card	ARY7022	ARY7022	ARY7022	Not used	Not used	
P3- 5		Remote Control Unit (CU-A019)	AXD7193	Not used	Not used	Not used	Not used	
P3- 6		Battery Cover	AZN2249	Not used	Not used	Not used	Not used	
P3- 7	NSP	Dry Cell Battery (R6P,AA)	VEM-013	Not used	Not used	Not used	Not used	
P3-11		Packing Case	AHD7869	AHD7872	AHD7872	AHD7873	AHD7892	
P3-14		Operating Instructions (English/Spanish/Chinese)	Not used	Not used	Not used	ARE7269	ARE7269	
P3-15		Caution Label 220V	Not used	Not used	Not used	Not used	ARR1003	
P3-16		AC Plug Adapter	Not used	Not used	Not used	Not used	VKX1007	
P3-17	NSP	Air Cap	Not used	Not used	AHG1087	Not used	Not used	
P3-18	Δ	Power Cord	ADG1154	ADG1154	Not used	ADG1154	ADG1154	
P3-19	Δ	Power Cord with Fuse	Not used	Not used	ADG1156	Not used	Not used	
P3-20	Δ	Fuse (T5A)	Not used	Not used	AEK1046	Not used	Not used	
EXTERIOR SECTION								
P5- 8	Δ	Fuse (FU1 : 1.25A)	REK1023	Not used	Not used	Not used	Not used	
P5- 8	Δ	Fuse (FU1 : 800mA)	Not used	REK1021	REK1021	REK1021	Not used	
P5- 8	Δ	Fuse (FU1 : 6.3A)	Not used	Not used	Not used	Not used	REK1030	
P5-11	Δ	Power Transformer (AC220-230V)	ATS7190	ATS7192	ATS7192	ATS7192	Not used	
P5-11	Δ	Power Transformer (AC110V/120-127V/220V/240V)	Not used	Not used	Not used	Not used	ATS7193	
P5-13		Rear Panel	ANC7925	ANC7931	ANC7931	ANC7933	ANC7934	
P5-14		Insulator	PNW2766	PNW2766	PNW2766	AMR7198	AMR7198	
P5-25	NSP	Shield Plate	ANK7043	Not used	Not used	Not used	Not used	
P5-28		IR Filter	AAK7532	Not used	Not used	Not used	Not used	
P5-38		Front Panel	AMB7710	AMB7712	AMB7712	AMB7712	AMB7712	

Ref. No.	Mark	Symbol and Description	Part No.					Remarks
			A-209R /MYXJ	A-109 /MYXJ	A-109 /MVXJ	A-109 /MLXJ	A-109 /SBDXJ	
P5-42	△	Voltage Selector (S2)	Not used	Not used	Not used	Not used	AKX-507	
P5-43	△	Fuse (FU2, FU3 : 800mA)	Not used	Not used	Not used	Not used	REK1021	
P5-44		PVC Cover	Not used	AAK7541	AAK7541	AAK7541	AAK7541	
P5-45		Foot	Not used	REC1263	REC1263	REC1263	REC1263	

*1 : Refer to “ ■ CONTRAST OF PCB ASSEMBLIES ” and “ 2. SCHEMATIC DIAGRAM ”.

*2 : Refer to A-209/SBDXJ on the service manual RRV2283.

■ CONTRAST OF PCB ASSEMBLIES

DF AF ASSY

AWX7111 and AWX7117 are constructed the same except for the following :

Mark	Symbol and Description	Part No.		Remarks
		AWX7117	AWX7111	
△	Q335, Q336	DTC143ES	Not used	
	Q337, Q338	2SA1162	Not used	
	Q339, Q340	2SC2712	Not used	
	Q341	2SC5174P	Not used	
	D341	UDZS5.1B	Not used	
	D402	1SS355	Not used	
	D451	D5SBA20	D3SBA20	
	RY402	ASR7014	Not used	
	C301, C302, C305, C306	CEBA100M50	CEAT100M50	
	C307, 308	CEBA221M25	CEAT221M25	
△	C334	CEANP221M16	Not used	*1: 6800μF/42V *2: 4700μF/42V
	C335, C336	CEAT100M50	Not used	
	C451	ACH7080 *1	ACH7082 *2	
	C452	ACH7081 *1	ACH7083 *2	
	C472	CKSQYF473Z50	Not used	
△	R301, R302	RDR1/4VM240J	Not used	*3: 8P, *4: 4P
	R303, R304	RDR1/4VM561J	Not used	
	R313, R314	Not used	RS1/10S240J	
	R315, R316	Not used	RS1/10S561J	
	R385-R388	RS1/10S473J	Not used	
	R389, R390	RS1/10S471J	Not used	
	R391, R392	RS1/10S102J	Not used	
	R393	RS1/10S153J	Not used	
	R460	RS1/10S2R2J	Not used	
	401 SPEAKER TERMINAL	AKE1011 *3	AKE1054 *4	
HEAT SINK B	ANH1021	Not used		
JA401 REMOTE CONTROL JACK	RKN1004	Not used		

EF FRONT L ASSY

AWX7120 and AWX7123 are constructed the same except for the following :

Mark	Symbol and Description	Part No.		Remarks
		AWX7123	AWX7120	
	Q703, Q704	DTC124EK	Not used	
	Q705	2SC2712	Not used	
	D702	Not used	SLP9118C51H	
	D703, D705	SLP9118C51H	Not used	
	D704	1SS355	Not used	
	S701	Not used	VSG1009	
	S703, S704	VSG1009	Not used	
	R705	RS1/10S271J	Not used	
	R708	RS1/10S472J	Not used	
	R709	RS1/10S223J	Not used	
1603 3P CABLE HOLDER	51063-0305	Not used		
J603 JUMPER WIRE	DA15A03-100-2651	Not used		

2. SCHEMATIC DIAGRAM

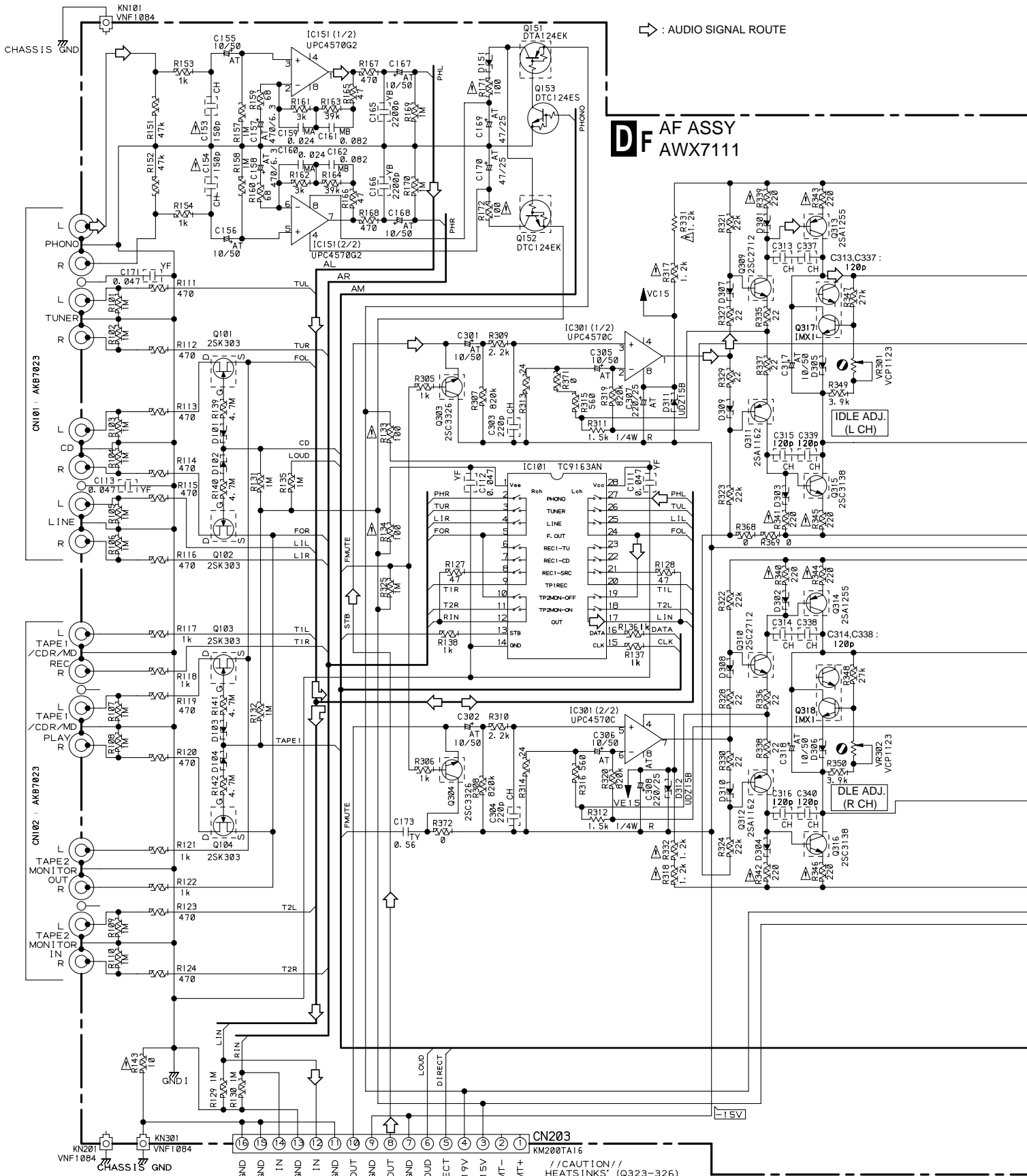
2.1 AF ASSY

A

B

C

D



DF AF ASSY
AWX711

⇒ : AUDIO SIGNAL ROUTE

Note : When ordering service parts, be sure to refer to "EXPLODED VIEWS and PARTS LIST" or "PCB PARTS LIST"

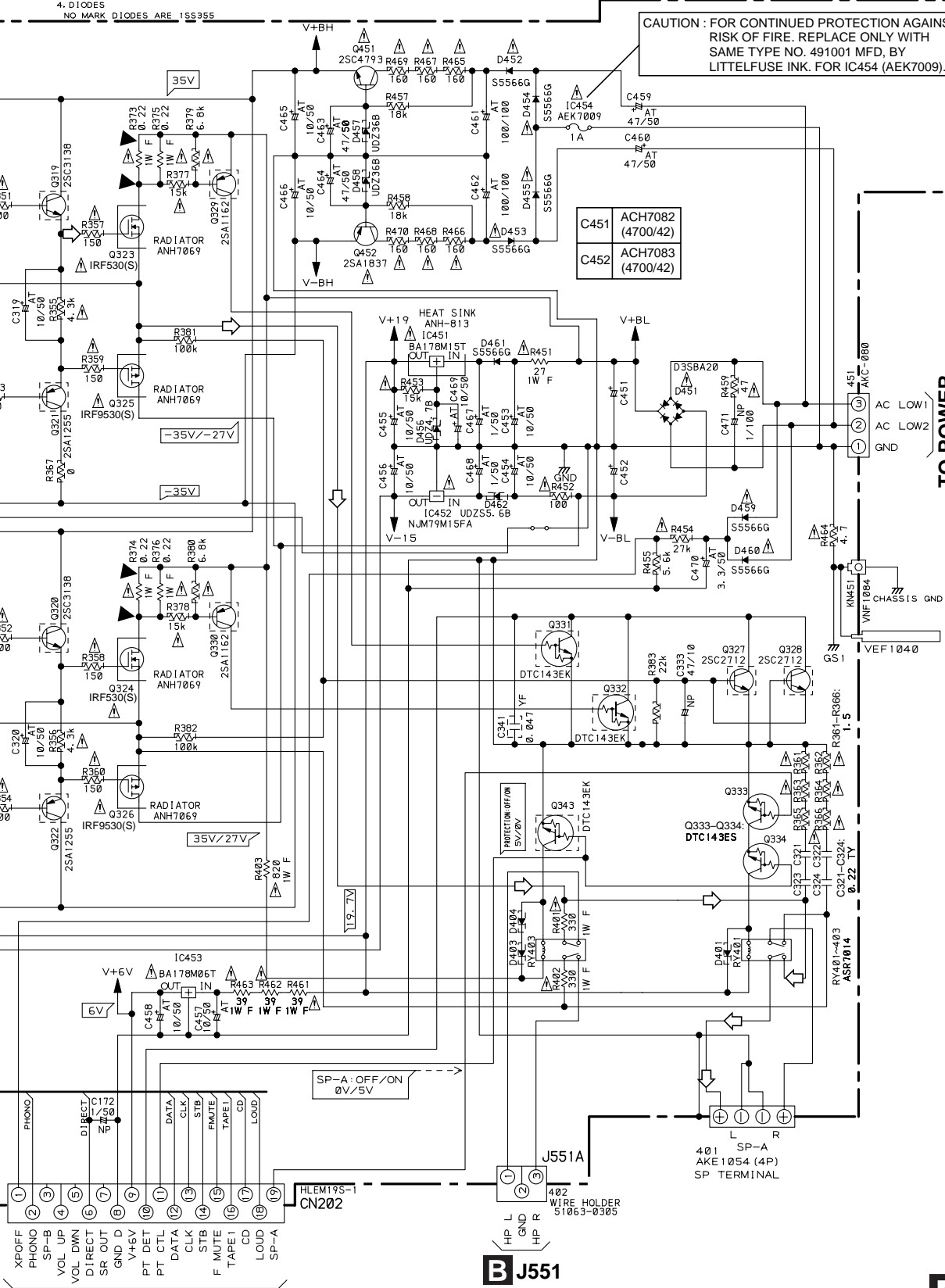
NOTES

- 1. RESISTORS INDICATED IN Ohm 1/10W ±5% TOLERANCE UNLESS OTHERWISE NOTED
k : kOhm, M : MOhm, F : NON-FRAMABLE TYPE, R : RDR TYPE
- 2. CAPACITORS INDICATED IN CAPACITY (uF) / VOLTAGE (V) UNLESS OTHERWISE NOTED p : pF INDICATED WITHOUT VOLTAGE IS 50V EXCEPT ELECTROLYTIC CAPACITOR.
MA : CQMA, MB : CQMA, TC : CFTYA, CH : CCSQCH, SL : CCSQSL, YB : CKSQYB, YF : CKSQYF
BA : CQBA
- 3. INDUCTORS INDICATED IN H ±5%
- 4. DIODES NO MARK DIODES ARE 1SS355
- 5. VOLTAGE INDICATED IN DC VOLTAGE; NO SIGNAL/DIN POWER OUTPUT (A-D3: NO SIGNAL/80W*2ch 4ohm)
- 6. THE ▲ MARK FOUND ON SOME COMPONENT PARTS INDICATES THE IMPORTANCE OF THE SAFETY FACTOR OF THE PART, THEREFORE WHEN REPLACING, BE SURE TO USE PARTS OF IDENTICAL DESIGNATION.
- 7. TRANSISTOR'S RANK
2SC3138 : (OY) 2SC2712 : (OY) 2SC3326 : (AB)
2SA1255 : (OY) 2SA1162 : (OY) 2SK303 : (34)

CAUTION : FOR CONTINUED PROTECTION AGAINST RISK OF FIRE, REPLACE ONLY WITH SAME TYPE NO. 491001 MFD, BY LITTELFUSE INK. FOR IC454 (AEK7009).

C451	ACH7082 (4700/42)
C452	ACH7083 (4700/42)

TO POWER TRANSFORMER



F CN601

B J551

D F

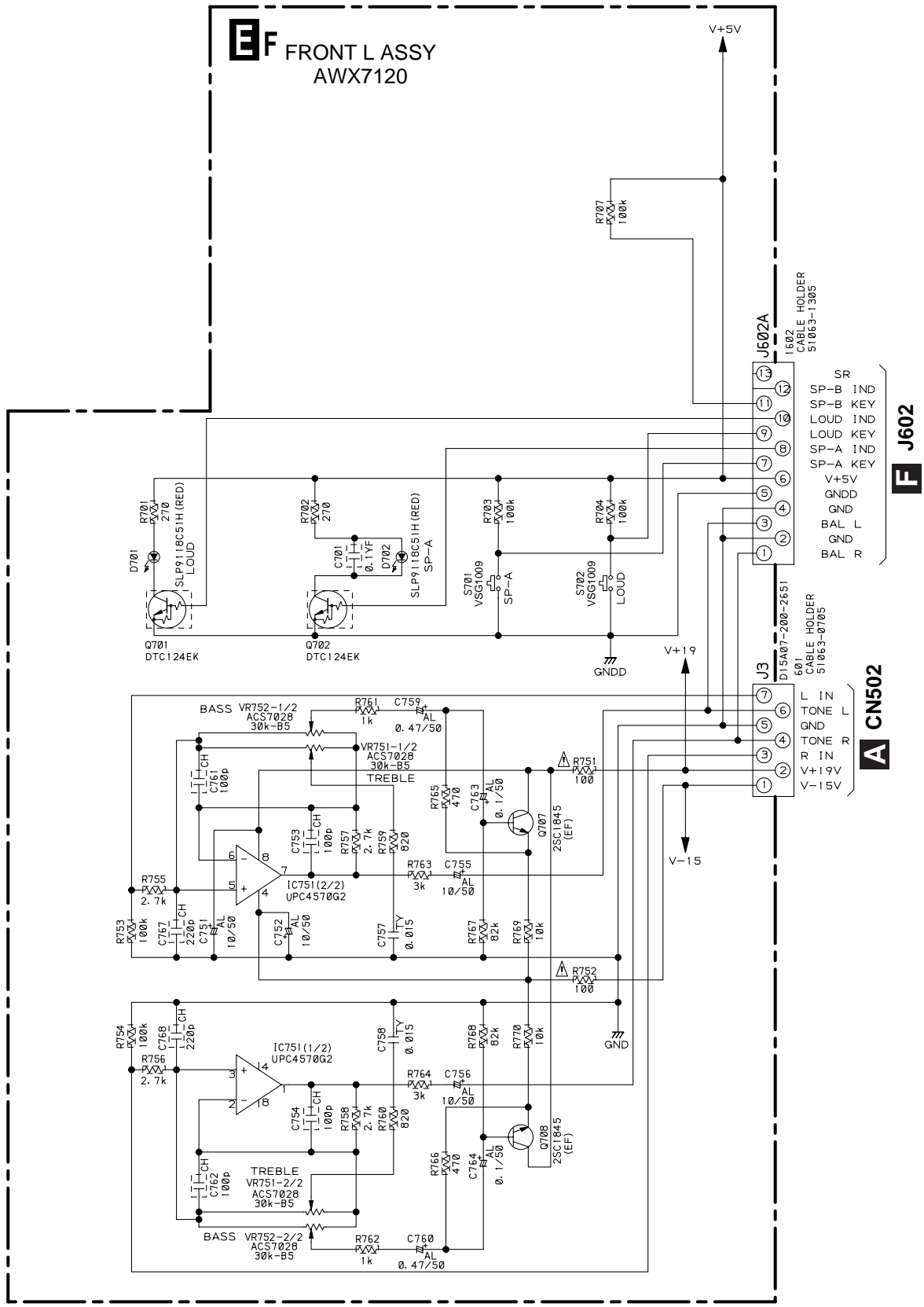
2.2 FRONT L ASSY

A

B

C

D



FRONT L ASSY
 S701 : SPEAKER A
 S702 : LOUDNESS